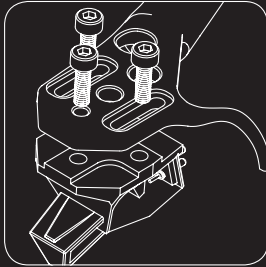


# APHETA 3


rega

## Important information

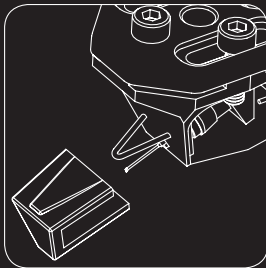
Avoid touching the stylus or cantilever. Ensure the cartridge is wired correctly. Always ensure the correct playing weight is set. Always turn off the amplifier when connecting a cartridge. For best performance, use a Rega torque wrench for fitting the cartridge. Incorrect mounting hardware will destroy the internal wires inside the cartridge. Failure to follow these guidelines may invalidate your warranty.



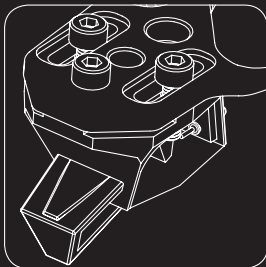
Only use the supplied mounting hardware. The front third fixing is for use on Rega tonearms only.



Using incorrect bolts will destroy the fine wires inside the cartridge.



Carefully re-fit the stylus guard after each use. Avoid touching the stylus.



Never attempt to adjust the cantilever.

## Specifications

Tracking pressure	1.9 g - 2.0 g
Input load impedance	100 $\Omega$
Output impedance	10 $\Omega$
Nominal output voltage	350 $\mu$ V

[www.rega.co.uk](http://www.rega.co.uk) MADE IN ENGLAND

Rega Research Ltd., 6 Coopers Way,  
Temple Farm Industrial Estate,  
Southend-on-Sea, Essex, SS2 5TE